

# **VENUE VISUAL GUIDE**

# TRAVERSE THEATRE

I am going to a show at Traverse Theatre, 10 Cambridge Street, Edinburgh, EH1 2ED.




This is the Traverse Theatre where the performance will be taking place.



This is the main entrance. There are two sets of automatic doors from the street that lead to the ground floor foyer.

If I use the doors on the left there is completely level access from the street.



There is another entrance to the right of the main entrance. There is one set of non-automatic doors that will take me directly into the Sales and Welcome area.




This is the Sales and Welcome area. This is where I can buy tickets or collect prepaid tickets for the show.

There will be staff who can help with any questions about the event. It might be quite busy and noisy with other members of the audience.



**Lift:** If I already have my tickets, I can go straight down to the bar/café area, which is also the theatre foyer. This is on level -1.

A single door which is open at all times at the opposite end of the Sales and Welcome Area leads to the lift. This door can also be used to enter or exit the Sales and Welcome Area.



**Stairs:** I can also take the stairs which will be to the right of the Sales and Welcome area.

In the bar/café the lights may be dim, and there may be music playing. It may be busy with lots of people around.

---



There are lots of tables, chairs and sofas in the bar/ café which I am free to use before and after the show. I do not need to buy any food or drink to use this space.

I can order something to eat or drink from the long bar on the right hand side of the room where bar staff will be happy to help. Food and drinks can be delivered to my table.

If I follow the wall with the larger posters, the toilets will be on the right hand side.


---



If I need to use the accessible toilet, I will find it to the right of the long bar behind the hands free sensor.

I can ask Front of House staff and ushers for directions at any point.

---



In the bar area, I will see a large, blue, metal 'drum' opposite the bar. There are two entrances to 'Traverse 1', one on each side of this drum, like in this picture.

If I am ever unsure where to go, friendly Front of House staff are always available to point me in the right direction.

---



The first entrance to Traverse 1 is on the left side when I come down the stairs.

---





The second entrance is located across from the gender-neutral toilets.

I can use any entrance I prefer. A staff member will be at the door to check my ticket.



### **Auditorium/ Performance space:**

I will watch the performance in this room. I can take any seat I want. If it is busy, an usher can help me find a seat.

The lights will dim when the show is ready to start, and the actors will come on to the stage. The actors will not talk directly to me during the play. The actors will be in character at all times. I will need to be quiet while watching the show.



If I find sounds or lights disturbing during the show, I can ask a member of staff for earplugs, ear defenders or dark glasses at any time. I will need to return these after the performance.



If I would like to take some time out during the play I may leave at any time and take a break in the Chill Out Space until I am ready to go back in.

I can find the Chill Out Space outside Traverse 1 in the access corridor.

I can ask a member of staff for directions at any point before, during, or after the performance.

---



At the end of the show the audience will clap to show the actors that they enjoyed the show.

When the clapping has ended, the lights will get brighter. This means the show is over.

I can now leave the theatre.

I should exit back through the way I came in.

---