

# **VENUE VISUAL GUIDE**



Shetland *arts*

---

I am going to see a show at Mareel, Mareel Gutters  
Gaet Gutter's Gaet, Lerwick ZE1 0WQ.




Here is the front of Mareel as seen from the road.  
The visitors' car park is in front of this and is most likely to be where you will park your vehicle. If you require, there are three disable parking bays available in our car park.  
There is also a wide footpath, if you are walking to the venue



Take care when crossing the road between the car park and the entrance to Mareel.


There is only one public entrance area for Mareel – it is below a large, digital outside screen.

You can either use the revolving door which turns anti-clockwise, or you can use our automatic door, which opens by pushing the 'PRESS TO OPEN' button on the side of the building.




Once you are in the building, you'll be greeted by our front desk – you will see staff members behind the desk, who wear grey t-shirts with 'STAFF' printed on the back in white.

You can buy tickets and refreshments from the desk, or you can ask staff members for assistance.



Things which may be overstimulating in our foyer:

- 4 TV screens with advertisements above the front desk.
- A flyer display stand in the centre of the foyer.
- A display of recycled paint directly in front of the entrance.
- Quad posters displays along the longest wall of the foyer.




After entering the building, to your right-hand side, there is a large opening which leads directly to our cafe.

There is ample seating in our cafe. We offer a range of hot drinks, soup, and light snacks.

Seating can be found downstairs in the lower cafe and upstairs in the upper cafe.

The upper cafe can be accessed through the staircase within the cafe space, or by the lift in the foyer.



**Auditorium/ Performance space:** The entrance to the main auditorium is located in the foyer, to the right-hand side of the cafe entrance.

Doors for events open 30-minutes prior to the advertised start time. The doors will have a member of staff present to check tickets and provide assistance as needed.

The stairs on our stalls are carpeted and are lit by LED strip lighting, along each step.



You will not need to use stairs to enter the auditorium, however you will need to use stairs if your seats are located in the stalls any further back than Row A.

We have two wheelchair bays in our stalls, located at the front.

When the show is ready to start, the lights will dim and the actors will come out onto the stage.

The actors will not talk directly to me during the play. The actors will be in character at all times.

I will need to be quiet while watching the show.

---



We have 4 toilet areas in the building.

Lower Foyer

Upper Foyer

Upper Cafe

Lower Cafe

There are accessible toilets in the lower and upper foyer and in the upper cafe. If I can't find them I can ask a member of staff for help.

---



If I find sounds or lights disturbing during the show, I can ask a member of staff for earplugs, ear defenders or dark glasses at any time.

I will need to return these items after the performance.

---



At the end of the show the audience will clap to show the actors that they enjoyed the show.

When the clapping has ended, the lights will get brighter. This means the show is over.

I can now leave the theatre.

I should exit back through the way I came in.

---